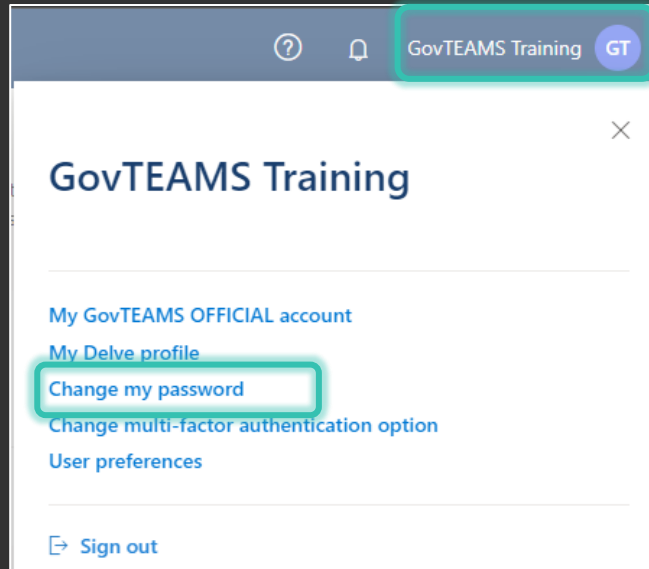


Change your password

If your account is inactive you will need to verify your account (which will reactivate it) before you can reset your password.

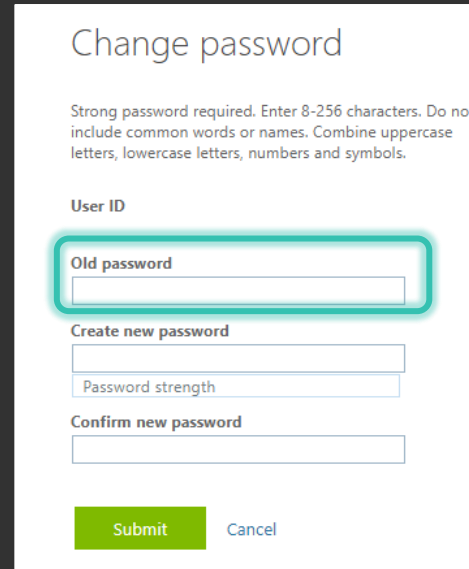
1

Log into your [GovTEAMS PROTECTED Dashboard](#). Select your name then Change my password.



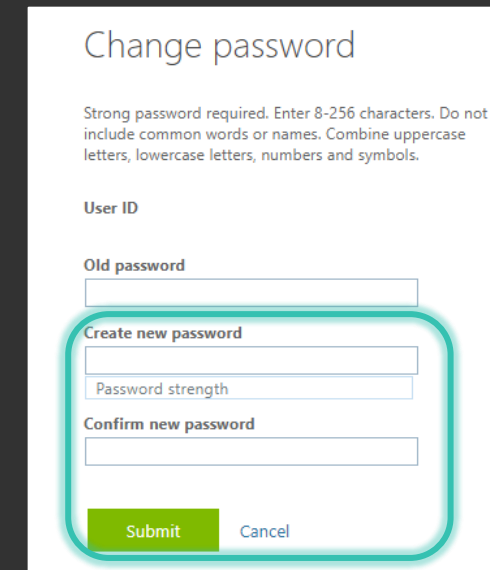
2

Enter your old password

A screenshot of the 'Change password' form. The title is 'Change password'. Below the title is a note: 'Strong password required. Enter 8-256 characters. Do not include common words or names. Combine uppercase letters, lowercase letters, numbers and symbols.' The form has three input fields: 'User ID', 'Old password' (highlighted with a red box), and 'Create new password' (which includes a 'Password strength' indicator). Below these is a 'Confirm new password' field. At the bottom are 'Submit' and 'Cancel' buttons.

3

Enter and confirm your new password then submit

A screenshot of the 'Change password' form, identical to the previous one. In this step, the 'Create new password' field (including the 'Password strength' indicator) and the 'Confirm new password' field are highlighted with a red box. The 'Submit' and 'Cancel' buttons are visible at the bottom.

Passwords must be 8 to 16 characters long and contain 3 of the following 4 criteria:

- uppercase letter
- lowercase letter
- number, special character

Your password cannot contain your username.