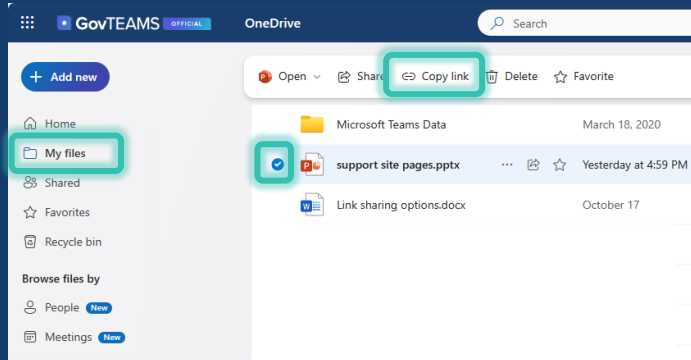


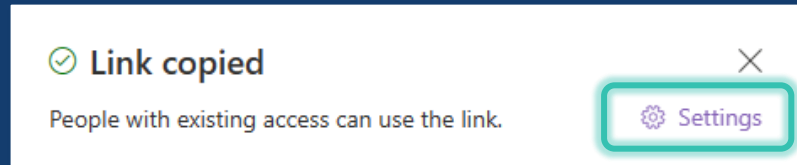
Copy links and share files – OneDrive

When copying links and sharing files you need ensure that the link permissions are appropriate for your intended audience.

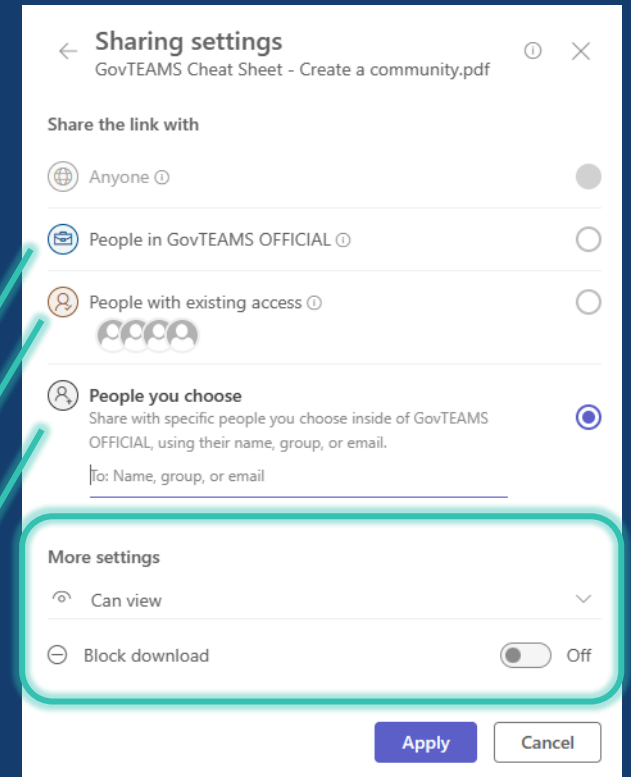
1 Select the radio button located next to the file, then Copy link



2 The link will be copied with a default setting of **People with existing access**. To share with others, select Settings.



3 Change permissions for the link and select if they can view, edit and download. Select Apply.



People in GovTEAMS OFFICIAL: All GovTEAMS members, Partners and State Owners. Does not grant access to guests.

People with Existing Access: Only those with current access.

People you choose: Selected individuals and groups.