

Create your own community - Dashboard

Members

You can create communities from the GovTEAMS dashboard or directly from within Microsoft Teams by using the Create Community app.

1

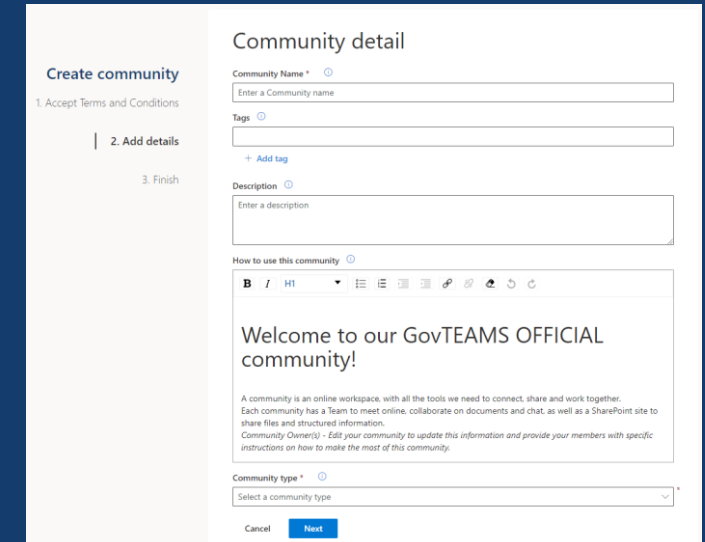
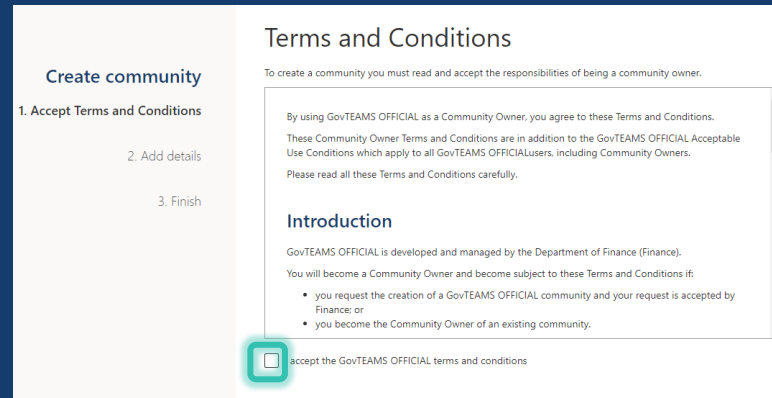
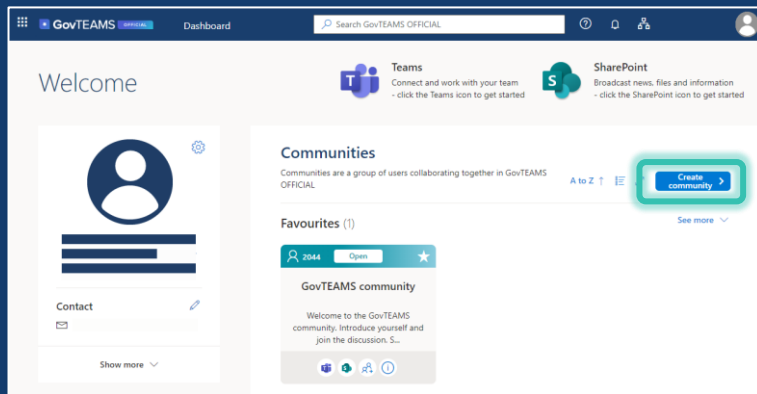
Select Create Community on the [GovTEAMS dashboard](#).

2

Read and accept the terms and conditions.

3

Enter community details, select community type and click Next.



Community types:

Private: easily discoverable, members must request or be invited to join.

Hidden: Not discoverable by anyone, members must be invited to join.

Open: Easily discoverable, content is public, and any member can join and view. Open communities are accessible to all members. Any GovTEAMS member can add files and content to your community without your knowledge or approval. All content is open and accessible to all GovTEAMS members and will appear in searches.